

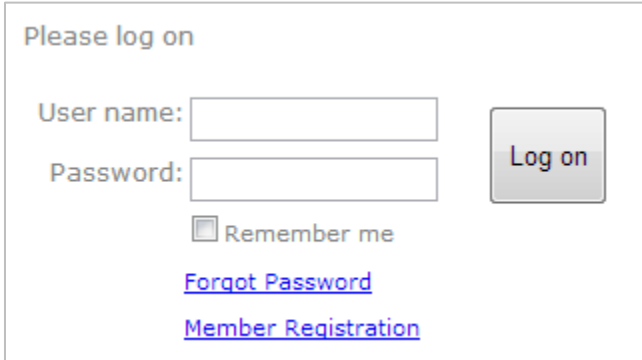
## Registration and Logging In Process

---

Navigate to your club's login page by clicking on the login button located within the top menu. If this is your first time logging in, you must first activate your account by registering for the website.

### Step 1 – Click Member Registration

To register your account, click on the '[Member Registration](#)' link and complete the fields within the registration form.



Please log on

User name:

Password:

Remember me

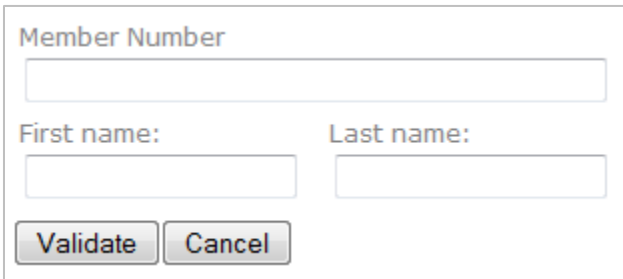
[Forgot Password](#)

[Member Registration](#)

Log on

### Step 2 – Validation

Enter your **Member Number**, **First name** and **Last name** exactly as they appear on your last paper statement (Note: Your First name is typically in our system as your given name). The system will validate whether the information entered is correct.



Member Number

First name:

Last name:

Validate Cancel

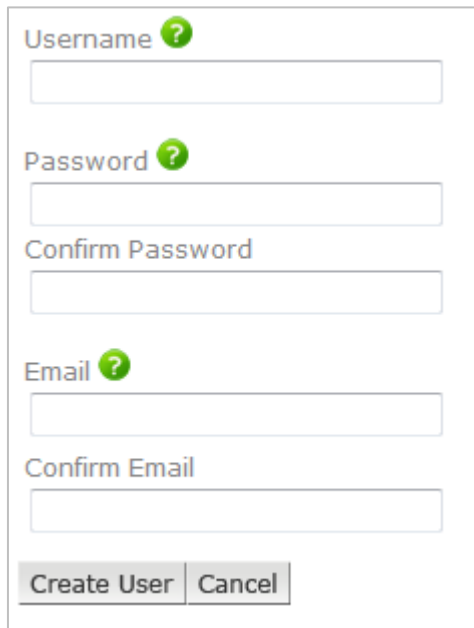
If the information entered does not exactly match that which is present in your club's files, you will be unable to register. If you continue experiencing issues, please contact the club for assistance.

### Step 3 - Set username and password

You will then be taken to a page to set your username and password.

#### Username:

The system will suggest a username (the first initial of your first name and your last name, but this can be changed).



Username ?

Password ?

Confirm Password

Email ?

Confirm Email

Create User Cancel

**Password:**

It will ask you to enter and confirm a password of choice. Depending on your website's settings configured by the club, there may be a specific password complexity that must be met.

**Email:**

In the event your password is forgotten, please enter in an email address a 'Reset Password' link can be sent to.

Once all fields are filled out, click on 'Create User' to complete the registration process.

**Step 4 – Email Confirmation**

Upon completion of the registration process an email will be sent to the email address entered during the registration process

Example of the confirmation message:

**Member Registration – Confirmation Page**

User xxx has been created and registered successfully. Email has been sent to the following email address: [xxx@xxx.xxx](mailto:xxx@xxx.xxx).

**Step 5 –Login to Club Website**

Navigate to your club's login page by clicking on this '[Member Login](#)' link, or on the link usually located in the top right-hand corner of page.

Enter the username and password you've created in the registration process. When finished, click 'Log On'.

**Logging Off and Forgotten Passwords****Logging out of your Club Website**

It is strongly recommended to logout of the website when you are finished. Once logged into the website, the 'Member Login' button will change to 'Logout'. This button will end your session and return you back to the Website Home page.

## **Forgot Password**

If at some point in the future you should forget your password, you can retrieve it by clicking on the '[Forgot Password](#)' link within the Member Login area. From there, you will be required to fill in the email address you provided during the registration process and click 'Reset Password'. An email will be sent to you including a link by which you can reset your password.